

# SUBMITTAL DATA SHEET

**SPLIT-SYSTEM AIR CONDITIONING CONDENSING UNITS  
7.5 - 25 TONS**



**MODELS: YHT07 thru T25, 2-PIPE  
YJT10 thru T20, 4-PIPE**

JOB NAME:		LOCATION:		
PURCHASER:		ORDER NO:		
ENGINEER:				
SUBMITTED TO:	FOR:	REF:	APPROVAL:	CONSTRUCTION:
SUBMITTED BY:		DATE:		
UNIT DESIGNATION:		SCHEDULE NO.	MODEL NO.	

**COOLING PERFORMANCE**

TOTAL CAPACITY----- MBH

OUTDOOR DESIGN TMP. .... °F

SUCTION PRESSURE AT SATURATION ----- PSIG

SUCTION TEMPERATURE AT SATURATION ----- °F

**ELECTRICAL DATA**

POWER SUPPLY ----- / /

TOTAL UNIT AMPACITY ----- AMPS

POWER INPUT REQ. .... KW

MINIMUM WIRE SIZE ----- AWG (COPPER CONDUCTORS)

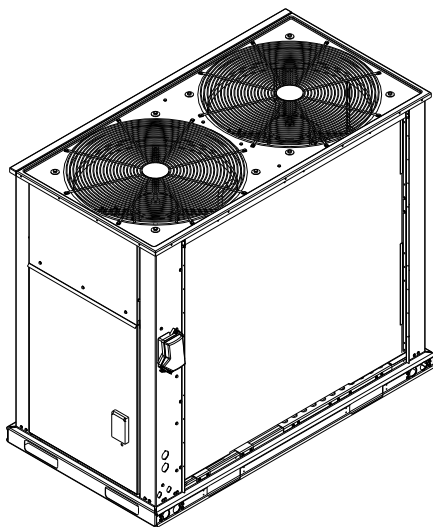
MAXIMUM FUSE SIZE ----- AMPS (DUAL ELEMENT)

**UNIT WEIGHT**


TOTAL OPERATING WEIGHT ----- LBS

**FEATURES**

- EXCEEDS ASHRAE 90.1-2004 / MEETS EPACT 2010 EFFICIENCY\*
  - SMART EQUIPMENT™ W/COMMUNICATION BACNET MS/TP (PROGRAMMABLE TO MODBUS OR N2 PROTOCOLS)
  - R-410A REFRIGERANT
  - POWDER PAINT FOR DURABILITY
  - WEATHERIZED CASING FOR OUTDOOR USE
  - PROPELLER-TYPE CONDENSER FANS
  - INHERENTLY PROTECTED FAN MOTORS
  - HIGH AND LOW PRESSURE SAFETIES
  - SCROLL COMPRESSORS
  - CRANKCASE HEATERS
  - ALUMINUM TUBE/ALUMINUM FIN "MICROCHANNEL" COILS
  - BACKSEATING SUCTION AND LIQUID LINE SERVICE VALVES
  - SINGLE AND DUAL REFRIGERATION CIRCUITS (SINGLE ON YH AND DUAL ON YJ MODELS)
  - LOW AMBIENT TO 40°F - LOW AMBIENT AVAILABLE TO 0°F
  - PROVISIONS FOR HOT GAS BYPASS
  - CSA APPROVAL
  - ONE YEAR LIMITED PARTS WARRANTY ON COMPLETE UNIT
  - FIVE YEAR LIMITED COMPRESSOR WARRANTY
  - LIQUID LINE DRIERS (SUPPLIED FOR FIELD INSTALLATION)
  - FACTORY INSTALLED DISCONNECT OPTION
  - FACTORY INSTALLED POWERED OR NON-POWERED 120V OUTLET OPTION
  - FULL PERIMETER BASE RAIL-FORK TRUCK ACCESSIBLE
  - CRANE RIGGING PROVISIONS
- \*WHEN COUPLED WITH MATCHING INDOOR UNIT**



**YHT07, YHT10, YJT10,  
YHT12, YJT12**

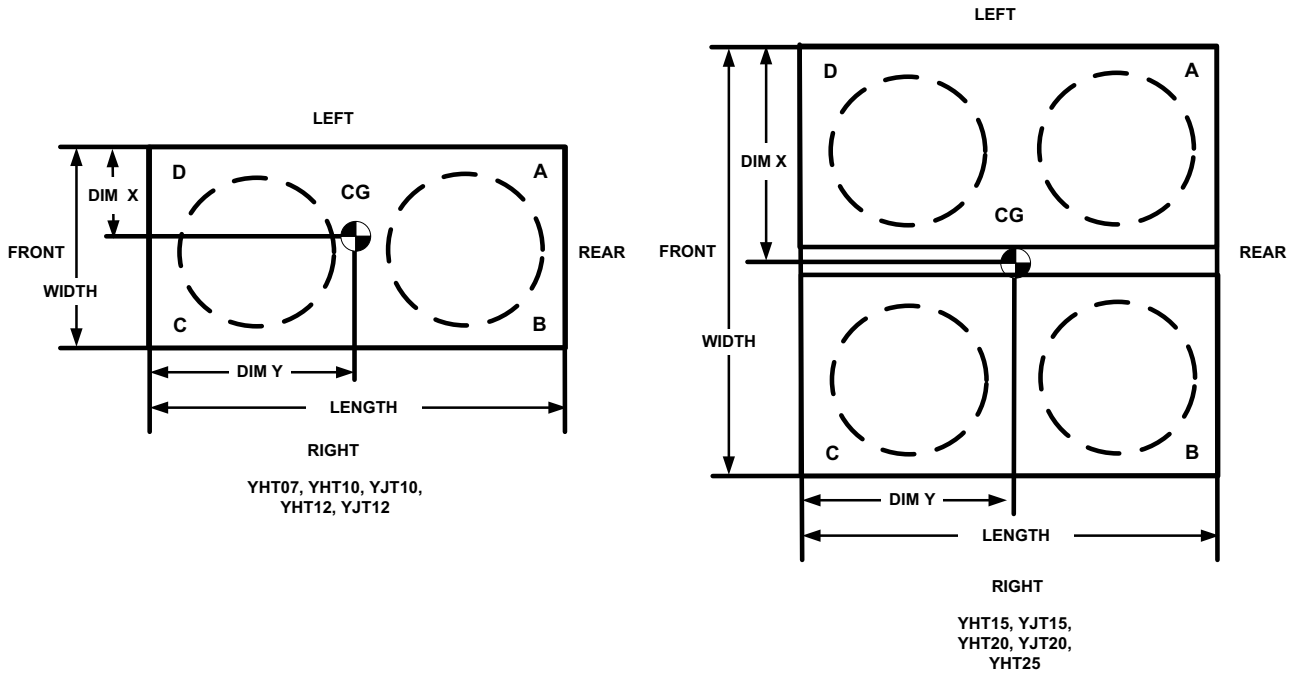


**YHT15, YJT15,  
YHT20, YJT20,  
YHT25**

## WEIGHT DISTRIBUTION

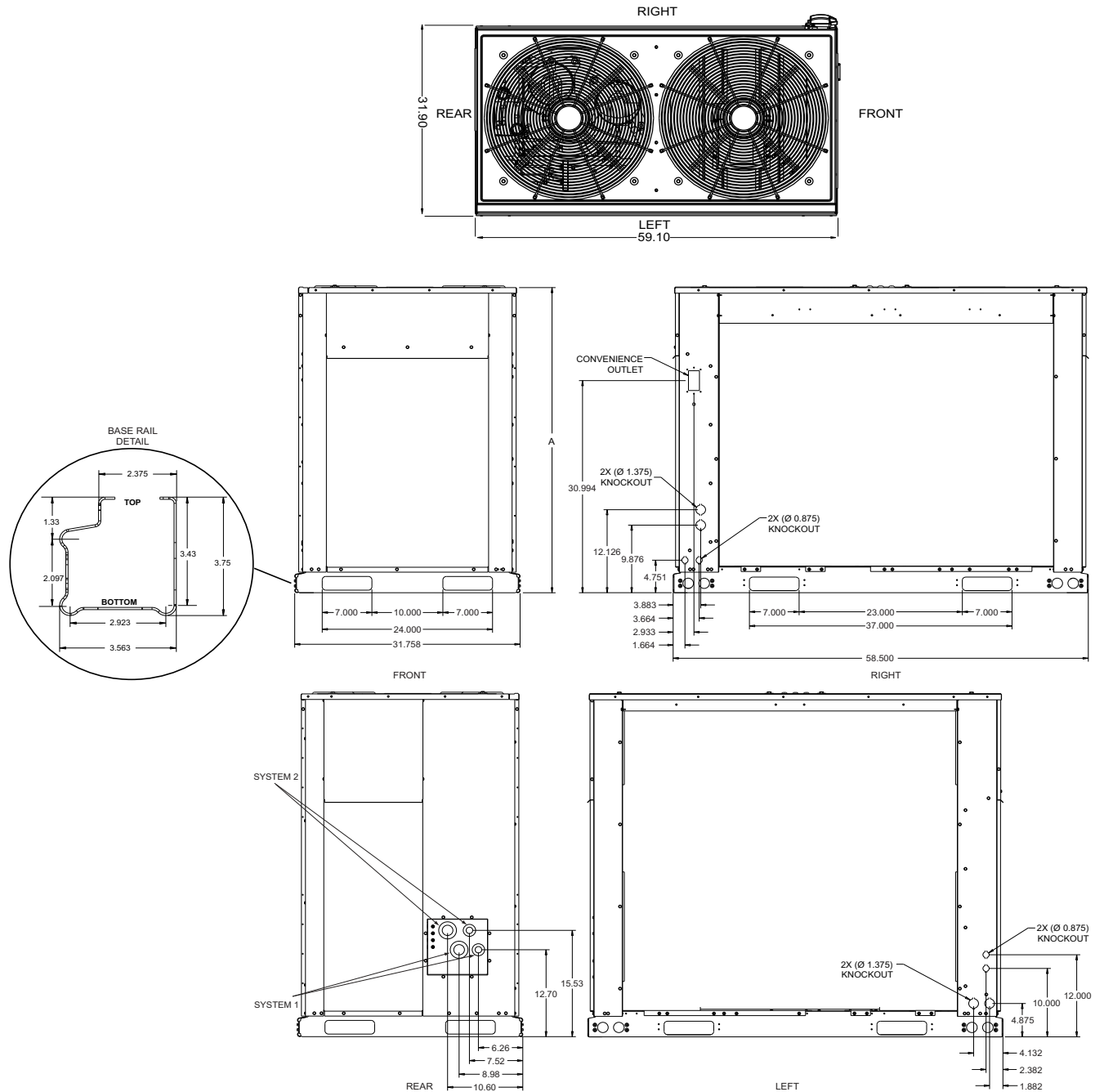
### CORNER WEIGHTS & CENTER OF GRAVITY

Size (Tons)	Model	Weight (lbs.)		Center of Gravity (in.)		4 Point Load Location (lbs.)			
		Shipping	Operating	X	Y	A	B	C	D
T07 (7.5)	YHT07	390	387	17	32.3	99	113	94	82
T10 (10)	YHT10	499	497	17.3	32.3	124	147	122	103
	YJT10	493	490	17.4	32.5	123	147	120	100
T12 (12.5)	YHT12	499	497	17	32.3	127	145	120	105
	YJT12	493	490	17.4	32.5	123	147	120	100
T15 (15)	YHT15	914	909	32.5	31.5	239	246	215	209
	YJT15	899	894	32.5	31.5	235	242	212	206
T20 (20)	YHT20	945	942	30.3	31.0	261	234	212	236
	YJT20	930	927	32.7	31.8	244	255	218	210
T25 (25)	YHT25	945	942	30.3	31.0	261	234	212	236



**UNIT DIMENSIONS**

**YHT07, YH/YJT10, YH/YJT12**



**\*See UNIT HEIGHT DIMENSIONS, PIPING AND ELECTRICAL CONNECTIONS SIZES (next page)**

**UNIT HEIGHT DIMENSIONS (INCHES)**

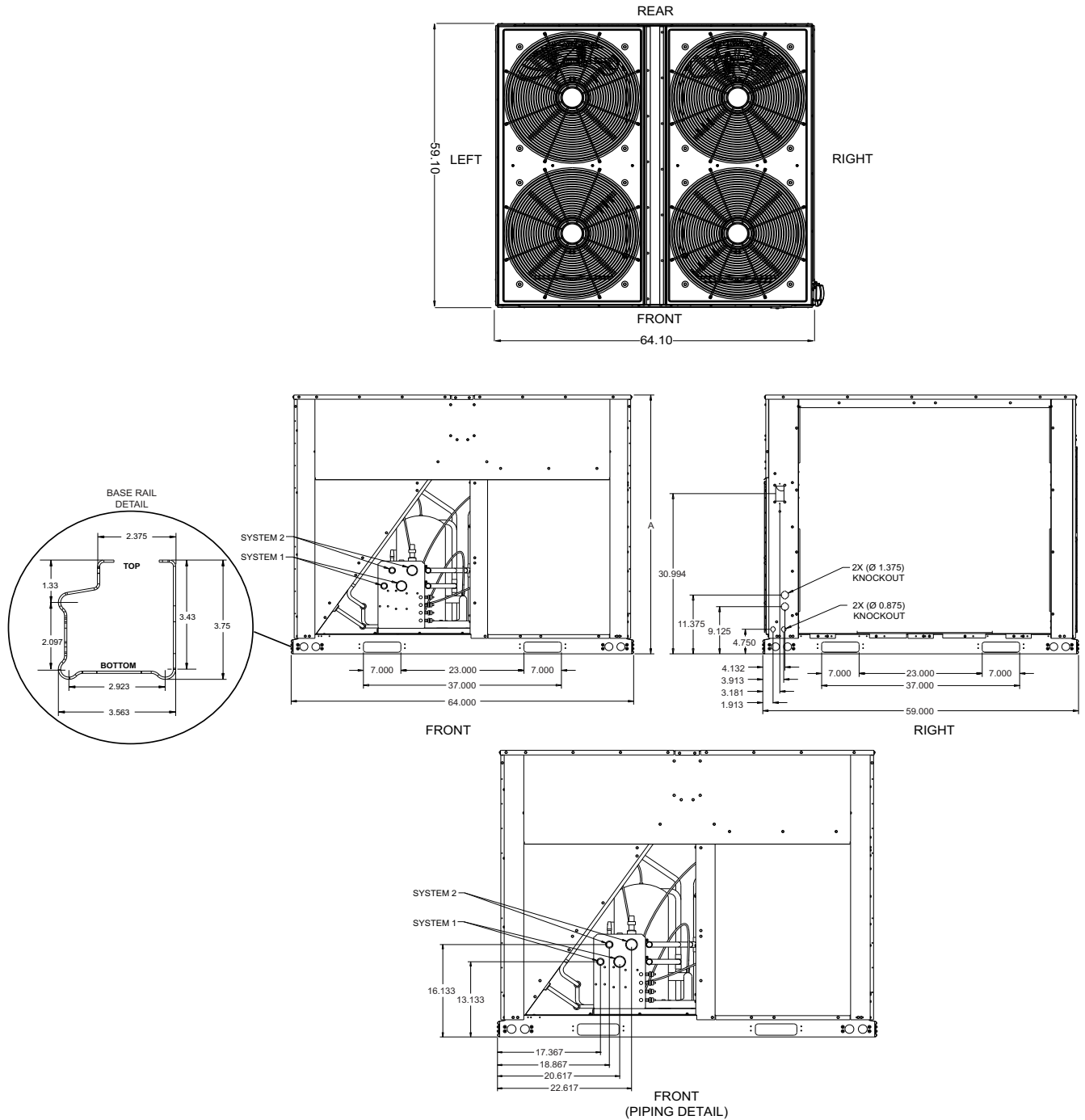
MODEL	A
YHT07	44.5
YHT10	50.0
YJT10	50.0
YHT12	50.0
YJT12	50.0

**PIPING AND ELECTRICAL CONNECTIONS SIZES (INCHES)**

MODEL	YHT07	YHT10	YJT10	YHT12	YJT12
<b>No. Refrigeration Circuits</b>	1	1	2	1	2
<b>Suction Line OD (in.)</b>	1 1/8	1 3/8	1 1/8	1 3/8	2 1/8
<b>Liquid Line OD (in.)</b>	5/8	7/8	5/8	7/8	5/8
<b>Power Wiring Knockout</b>	1 3/8	1 3/8	1 3/8	1 3/8	1 3/8
<b>Control Wiring Knockout</b>	7/8	7/8	7/8	7/8	7/8

## UNIT DIMENSIONS

### YH/YJT15, YH/YJT20 & YHT25



**\*See UNIT HEIGHT DIMENSIONS, PIPING AND ELECTRICAL CONNECTIONS SIZES (next page)**

**UNIT HEIGHT DIMENSIONS (INCHES)**

MODEL	A
YHT15	44.5
YJT15	44.5
YHT20	50.0
YJT20	50.0
YHT25	50.0

**PIPING AND ELECTRICAL CONNECTIONS SIZES (INCHES)**

MODEL	YHT15	YJT15	YHT20	YJT20	YHT25
No. Refrigeration Circuits	1	2	1	2	1
Suction Line OD (in.)	1 5/8	1 1/8	1 5/8	1 3/8	2 1/8
Liquid Line OD (in.)	7/8	5/8	7/8	5/8	7/8
Power Wiring Knockout	1 3/8	1 3/8	1 3/8	1 3/8	1 3/8
Control Wiring Knockout	7/8	7/8	7/8	7/8	7/8

**MINIMUM CLEARANCES**

CLEARANCE DESCRIPTION	DISTANCE IN INCHES
Overhead (Top)	120
Front	36
Rear	36
Left Side	30
Right Side	30
Bottom <sup>1</sup>	0

1. In all installations where snow accumulates and winter operation is expected, additional height must be provided to insure normal condenser airflow.

**FACTORY-INSTALLED OPTIONS**

- DISCONNECT -----
- NON-POWERED CONV. OUTLET-----
- POWERED CONV. OUTLET -----
- PHASE MONITOR -----
- COIL GUARD -----
- LOW AMBIENT TO 0°-----
- TECHNICOATED COIL-----
- E-COAT COIL -----

**FIELD-INSTALLED ACCESSORIES**

- COIL GUARD-----
- HAIL GUARD -----
- LOW AMBIENT KIT-----
- HOT GAS BYPASS KIT-----

**MATCHING AIR SIDE EQUIPMENT DATA**

MODEL NUMBER \_\_\_\_\_  
 SUBMITTAL FORM NUMBER \_\_\_\_\_

**REFER TO UNIT TECHNICAL GUIDE FOR THE LIST OF STANDARD FEATURES**

ATTACHED  NOT ATTACHED

**NOTES:**

---



---



---



---